






0 750 1,500 3,000  
Feet

### Legend

-  City Limits
-  Parcels
-  Ingleside Wastewater Lines

